

SWIFT

Major Specifications and Equipment



SUZUKI

SUZUKI MOTOR CORPORATION

300 Takatsuka-cho, Minami-ku, Hamamatsu City, JAPAN 432-8611

SWIFT SPEC. SHEET (G)
99999-BBJ03-031 0911 © Printed in Japan



SUZUKI

Way of Life!

1.3 GA



1.5 GL



Major Equipment

Engine	Petrol		
	1.3L	1.5L VVT	
Drive system	2WD		
Transmission	5MT/4AT(RHD)	5MT	5MT/4AT
Steering	LHD/RHD	LHD	LHD/RHD
Grade	GA	GL	GL
CHASSIS			
Tyres and wheels	165/70R14 + steel wheels (full wheel caps)	S	S
	185/60R15 + steel wheels (full wheel caps)	-	S
	185/60R15 + aluminium-alloy wheels	0	0
Spare tyre and wheel	T125/70R15 + steel wheel (for temporary use only)	S	S
EXTERIOR			
Black-coloured pillars	A and B pillars	S	S
Outside door handles	Coloured	(*1)	S
Tailgate handle	Coloured	S	S
Tailgate opener	Electromagnetic	S	S
Muffler extension	-	-	S
VISIBILITY			
Headlamps	Halogen projector	S	S
Fog lamps	Front	0	0
Green-tinted windows	-	S	S
UV-cut glass	Front door windows	S	S
Wipers	Front: 2-speed (low, high) + adjustable intermittent + washer	S	S
	Rear: 1-speed + intermittent + washer	S	S
Rear window demister	-	S	S
Outside door mirrors	Coloured	(*1)	S
	Electrically adjustable	S	S
Day/night rearview mirror	-	S	S
STEERING AND INSTRUMENT PANEL			
3-spoke steering wheel	Urethane	S	S
	Leather covered + audio switches (with illumination)	(*2)	(*2)
Power steering	-	S	S
Tilt-adjustable steering wheel	-	S	S
Tachometer	-	S	S
Digital clock	-	S	-
Information display	Digital clock	-	S
	Outside temperature gauge	-	S
	Fuel consumption gauge (instantaneous/average)	-	S
Light-off and key reminder	Alarm	S	S
Driver's seatbelt reminder	Lamp	S	S
Door ajar reminder	Lamp	S	S
Low fuel warning	Lamp	S	S
Side louvre bezels	Chromed	(*1)	S
DRIVING AMENITIES			
Electric windows	Front and rear	S	S
Central door locking (including tailgate)	Switch (driver's side)	S	S
Remote-control door locks	With hazard lamp answerback function	0	S
Air conditioner	Manual	0	0
Heater	-	S	S
Pollen filter	-	S	S
Audio	Antenna (mounted at rear of roof)	S	S
	Speaker x 4 (front and rear door trims)	0	S
	Tweeter x 2	(*2)	(*2)
	CD tuner + MP3 playback function + speed-sensing volume control + auxiliary input socket	(*2)	(*2)
INTERIOR			
Cabin lights	Front cabin light (3-position)	S	S
	Luggage area light (2-position)	-	S
Sun visors	Both sides	S	S
	With ticket holders (both sides)	-	S
	With vanity mirrors (both sides)	-	S
Assist grips	Passenger's side	-	S
	Rear x 2	-	S
Cup holders	Front x 2, rear x 1	S	S
Storage pockets	Front doors	S	S
Centre console box	-	S	S
Shift lever gate bezel	Silver coloured	S	S
Shift knob (AT)	Silver garnish	S	-
Parking brake release button	Chromed	S	S
12V interior accessory socket	Centre console area	S	S
Cigarette lighter and ashtray	-	(*3)	(*3)
Footrest (except MT for RHD)	Driver's side	S	S
Remote fuel lid opener	-	S	S
Inside door openers	Chromed	(*1)	S
Door trim	Cloth-accented	S	S
	Black metallic colour garnished	(*1)	S
SEATS			
Front seats	Seat height adjuster (driver's side)	-	S
	Under-seat tray (passenger's side)	-	S
	Seatback pocket (passenger's side)	-	S
Rear seats	60:40-split single-folding	S	S
Seatback convenience hook	On passenger's seatback	-	S
LUGGAGE AREA			
Luggage area cover	-	0	S
Luggage area board	-	-	S
SAFETY AND SECURITY			
SRS dual front airbags	-	S	S
Foot-protecting design	Brake and clutch pedals	S	S
Seatbelts	Front: 3-point ELR seatbelts with pretensioners, force limiters and height adjusters	S	S
	Rear: 3-point ELR seatbelts x 2 with centre 2-point lapbelt	S	S
ISOFIX child seat anchorages	x 2	S	S
Child seat tether anchorages	x 2	S	S
Childproof rear door locks	-	S	S
Side impact door beams	-	S	S
ABS with EBD function	-	S	S
Brake assist function	-	S	S
AT shift lock/key interlock (AT)	-	S	-
High-mount stop lamp	-	S	S
Immobilizer	-	(*4)	(*4)
Visible VIN	-	-	(*4)

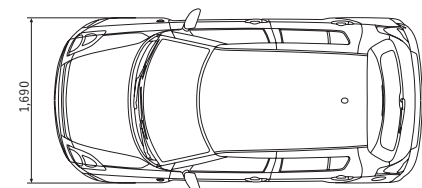
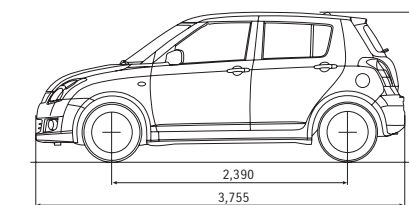
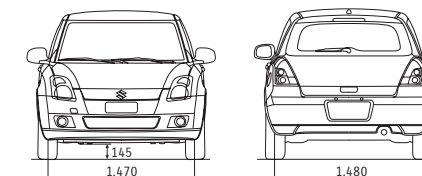
S: Standard O: Option -: Not Available

Equipment and options may vary for individual markets.
 (*1): Equipment is unpainted.
 (*2): Set option
 (*3): 12V accessory socket is replaced by cigarette lighter.
 (*4): Please contact your dealer to confirm equipment availability.

Major Specifications

Engine	Petrol		
	1.3L	1.5L VVT	
Drive system	2WD		
Transmission	5MT	4AT	5MT/4AT
Steering	LHD/RHD	RHD	LHD/RHD
Number of doors	5	5	5
DIMENSIONS			
Overall length	mm	3,755	
Overall width	mm	1,690	
Overall height	mm	1,510	
Wheelbase	mm	2,390	
Tread	mm	1,470	
	mm	1,480	
Minimum turning radius	m	4.7	
Minimum ground clearance	mm	145	
CAPACITIES			
Seating capacity	persons	5	
Luggage capacity	Max. volume (manufacturer data)	litres	870
	Rear seatback folded (VDA method)	litres	511(GA)/494(GL)
	Rear seatback raised (VDA method)	litres	211(GA)/201(GL)
Fuel tank capacity	litres	43	
ENGINE			
Type	M13A	M15A	
Number of cylinders	4	4	
Number of valves	16	16	
Piston displacement	cm ³	1,328	1,490
Bore x stroke	mm	78.0 x 69.5	78.0 x 78.0
Compression ratio		9.5	9.5
Maximum output	kW/rpm	67/6,000	74/6,000
Maximum torque	N-m/rpm	114/4,000	133/4,000
Fuel distribution		Multipoint injection	
TRANSMISSION			
Type	5MT	4AT	5MT
4AT			4AT
Gear ratio	1st	3.454	2.875
	2nd	1.904	1.568
	3rd	1.280	1.000
	4th	0.966	0.697
	5th	0.757	-
	Reverse	3.272	2.300
		4.105	4.144
Final gear ratio		4.105	4.144
CHASSIS			
Steering		Rack and pinion	
Brakes	Front	Ventilated disc	
	Rear	Drum, leading and trailing	
Suspensions	Front	MacPherson strut with coil spring	
	Rear	Torsion beam with coil spring	
Tyres		165/70R14, 185/60R15 185/60R15	
WEIGHTS			
Kerb weight (min./with full options)	kg	990/1,050	1,010/1,070
Gross vehicle weight	kg	1,000/1,060	1,020/1,080
PERFORMANCE			
Maximum speed	km/h	170	165
0-100 km/h	sec.	11.0	12.5
		10.0	11.7

Specifications may vary for individual markets.



Exterior Colours



Pearl White (Z7T)



Silky Silver Metallic (Z2S)



Azure Gray Pearl Metallic (ZY4)



Bluish Black Pearl 3 (Z13)



Kashmir Blue Pearl Metallic (ZCW)



Shiny Green Metallic (ZPV)



Supreme Red Pearl 2 (ZDF)